



Public Guidance &
Information Systems

BELTRAC® BELT POSTS

THE CONCEPT		04 - 05
CLASSIC	Belt post >> Aluminium extrusion with 2.30 m belt	06
EXTEND	Belt post >> Aluminium extrusion with 3.70 m belt	07
CLASSIC DOUBLE	Belt post >> Aluminium extrusion with 2 x 2.30 m belt	08
EXTEND DOUBLE	Belt post >> Aluminium extrusion with 2 x 3.70 m belt	09
MODERN	Belt post >> Round tube with 2.30 m belt	10
INFINITY	Belt post >> Round tube with 3.70 m belt	11
ACCENT	Belt post >> Round tube, flat base with 2.30 m belt	12
EXPO	Belt post >> Short round tube, flat base with 2.30 m belt	12
PURE	Belt post >> Round tube with 2.00 m belt	13
ROUTE	Belt post >> Extrusion tube with 3.00 m belt	13
SAFETY	Safety in operation >> Aluminium extrusion with 2.30 m/3.70 m belt	14
OUTDOOR	Safety in operation >> Extrusion with 3.70m belt	15
WALL MOUNT	Wall mounted belt system >> Belt length from 2.30 m up to 22 m	16 - 17
STORETRAC DOUBLE	Belt post for long distances >> Belt system with 22 m belt	18
JETTRAC	Airport trolley >> Barrier system with 22 m belt	18
STORETRAC MONO/MINI	Belt post for long distances >> Belt system with 12 m belt	19
SHUTTLETRAC	Post transporter	19
SIGN FRAMES	Signage	20
BELT IMPRINTING	Customised belt design	20
ACCESSORIES	Wall receptacles and belt ends	21

NEXTRAC® DIVIDING WALL SYSTEMS, DOORS AND ROOM SYSTEMS

NEXTRAC®	>> Basic elements and doors	22
NEXTRAC®	>> Accessories and extensions	23

TRADITIONAL POSTS WITH ROPES

LUXOR	>> Post combinable with rope and sign frame	24
CROWN	>> Post combinable with rope	25
STYLE	>> Post combinable with rope and sign frame	26
MUSEUM	>> Post combinable with rope	26
PLASTIC POST	>> Post combinable with plastic chain	27
ROPES AND ACCESSORIES	>> Ropes and sign frames	27

>> For General Terms and Conditions see www.viaguide.com.



Belt post
p. 06 - 13



Belt post
p. 14 - 15



Wall mounted unit
p. 16 - 17



Belt post/Airport trolley for long distances
p. 18 - 19



Post transporter
p. 19



DIVIDING WALL, DOORS AND ROOM SYSTEMS
p. 22 - 23



Traditional post with rope
p. 24 - 26



Plastic post with chain
p. 27

WHAT MAKES BELTRAC BETTER?




BELTRAC MECHANISM
 >> Beltrac's slow retract belt uses advanced centrifugal technology to slowly and safely retract the belt each and every time, keeping costumers safe.




4-WAY POST CONNECTION
 >> Attach up to 3 other belts to a single post allowing for maximum flexibility and versatility in your queue.



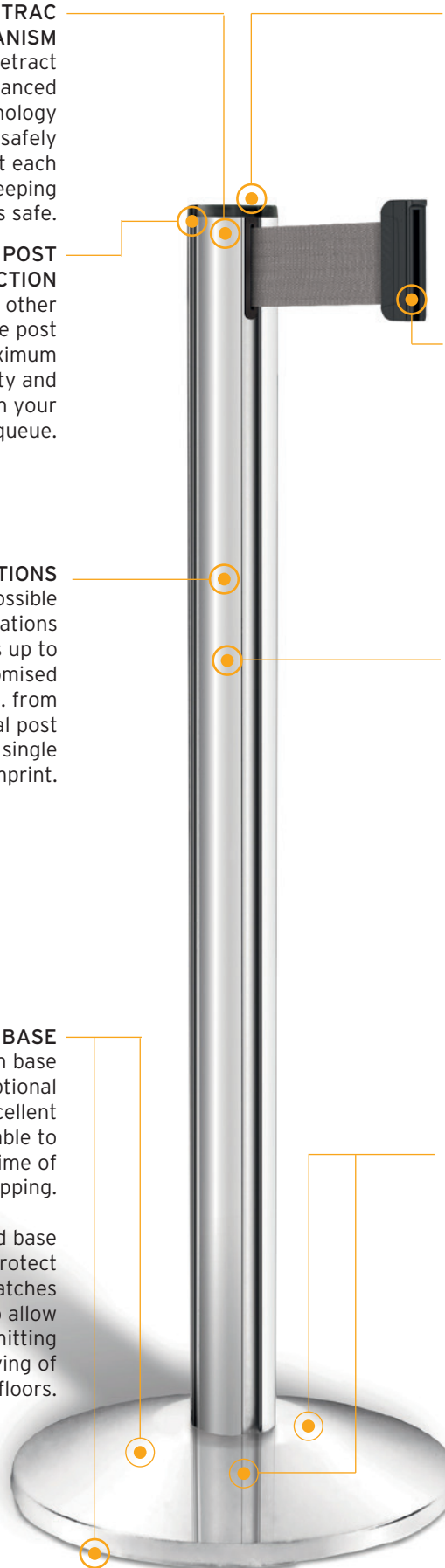
BELTRAC OPTIONS
 >> From 4 .000 possible standard combinations for belt systems up to completely customised products, i.e. from individual post finish up to single belt imprint.



BELTRAC BASE
 >> A 9 kg cast-iron base provides exceptional stability and excellent wear and tear, able to withstand a lifetime of heavy use and dropping.



Our standard rubberised base is non-marking to protect flooring from scratches and is notched to allow for airflow, permitting fast, even drying of newly cleaned floors.



BELTLOC OPTION

>> The Beltloc belt locking option is fully automatic metal locking system that prevents the accidental release of belts or post-top accessories, keeping queues safe and secure.



BELTRAC BELT-END

>> Our universal belt-end from very durable plastic works with most other manufacturers' stanchions allowing Beltrac posts to be used in almost any existing queue. Other belt-end options are available.



BELTRAC TUBE

>> Continuous aluminium extrusion, without breaks or cuts, means superior strength and reliability, even under the most extreme queue conditions. Beltrac's embedded mechanism protects the belt from dirt, grime, and physical abuse, yet is easy to replace when a new belt is needed.




BELTRAC'S POST-TO-BASE CONNECTION

>> The post-to-base connection quickly and easily connects the post to the base and keeps your post straight and secure for longer.

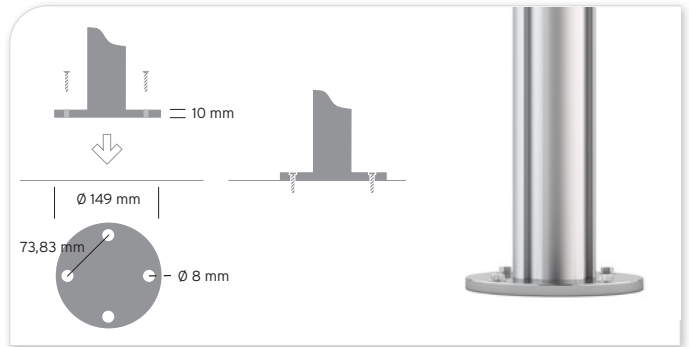


MOUNTING OPTIONS



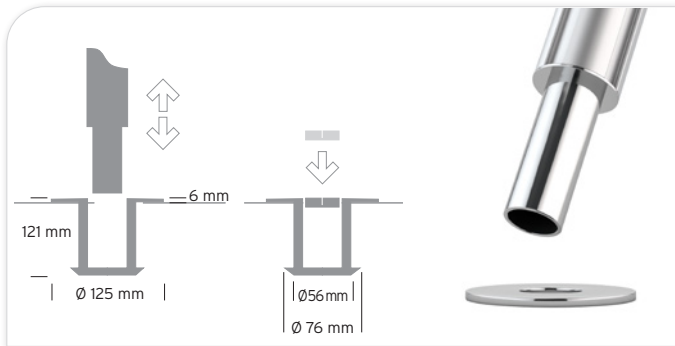
1 >> The Mobile Post

Flexible, easy to install, multi-directional. Assembly with Allen key®.



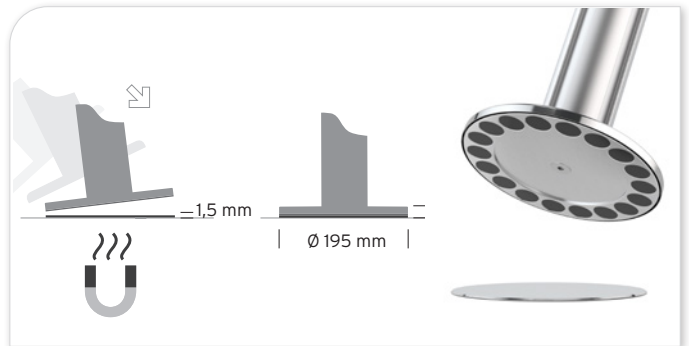
2 >> The Permanently Mounted Post

The post base plate is mounted with screws directly to the floor.



3 >> The Removable Post

Can be easily inserted into the floor mounting. When the post is not in use, a cover plate conceals the hole in the floor.



4 >> The Magnetic Post

The provided stainless steel plate can be mounted to the ground with a special, two-sided adhesive foil or with a central screw (only concerning 2.0 mm floor plate). The magnetic post can be mounted or dismantled easily - without any further set-up and without damaging the floor in the long run.

BELT IMPRINTING >> CUSTOMISED BELT DESIGN

Customise your Beltrac posts belts or Wall Mount belts with digital imprinting. From simple texts or logos to multi-colour photos, a wide range of printing variations are available thanks to our advanced imprinting techniques.

are also available with a 10 cm belt width / 3 m belt length as an option.

An ideal advertisement space for your messages!

In addition to our standard belt width of 5 cm, Beltrac Extend and Wall Mount L



Graphic Rules

We can respect your colour codes as per CMYK. Colour codes as per Pantone or HKS are a proper basis for belt imprinting as well. Colour codes as per RAL do not match our needs.

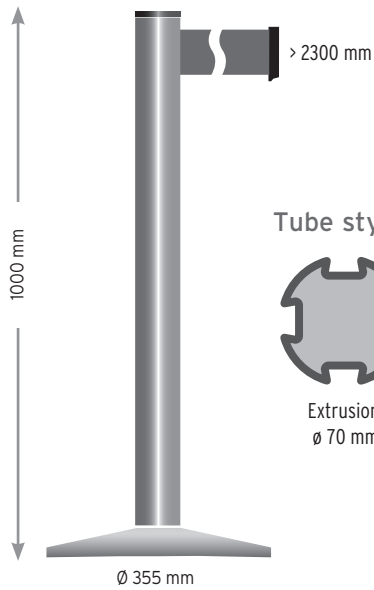
Logo and images can be forwarded as a vectorised .eps file or as a vectorised .eps file embedded in a .pdf file. Pixel files or images (file format .jpg, .tif, .png, .pdf) should be sent as per CMYK and with a resolution of 300 dpi (dots per inch) minimum, and without an embedded colour profile. Logos copied from websites or a scanned letterhead cannot be used.

Graphic Image



CLASSIC >> ALUMINIUM EXTRUSION WITH 2.30 m BELT

Optional Accessories:



Belt Length	2.30 m
Belt Width	5 cm
Material Tube	Aluminium
4-Way Belt Connection	Yes (p.4)
Outdoor Usage	Yes

Belt Imprint	p. 5
Options Belt-End	p. 21
Beltloc	p. 21
Signage	p. 20
Swivel belt mechanism	p. 20
Mobile base rollable	p. 20

Tube style:



Extrusion:
ø 70 mm

Surfaces:



>> MOBILE



Surface Tube	Ø Base	Overall Weight	Material Base	Material Cover plate	Price	Price With Plastic Cap
Chrome Polished	355 mm	approx. 12 kg	Cast iron (rubberised)	Stainless steel	178,-	164,-
Chrome Brushed	355 mm	approx. 12 kg	Cast iron (rubberised)	Stainless steel	178,-	164,-
Black/Anthracite	355 mm	approx. 12 kg	Cast iron (rubberised)	Steel	171,-	157,-
Blue/Red/White	355 mm	approx. 12 kg	Cast iron (rubberised)	Steel	171,-	157,-

>> MAGNETIC



Surface Tube	Ø Base	Overall Weight	Material Base	Material Cover plate	Price
Chrome Polished	195 mm	approx. 5 kg	Galvanized Steel	Stainless steel	225,-
Chrome Brushed	195 mm	approx. 5 kg	Galvanized Steel	Stainless steel	225,-
Black/Anthracite	195 mm	approx. 5 kg	Galvanized Steel	Stainless steel	218,-
Blue/Red/White	195 mm	approx. 5 kg	Galvanized Steel	Stainless steel	218,-

>> PERMANENTLY MOUNTED




Surface Tube	Ø Base	Overall Weight	Material Base	Material Cover plate	Price
Chrome Polished	149 mm	approx. 3 kg	Aluminium	-	171,-
Chrome Brushed	149 mm	approx. 3 kg	Aluminium	-	171,-
Black/Anthracite	149 mm	approx. 3 kg	Aluminium	-	164,-
Blue/Red/White	149 mm	approx. 3 kg	Aluminium	-	164,-

>> REMOVABLE



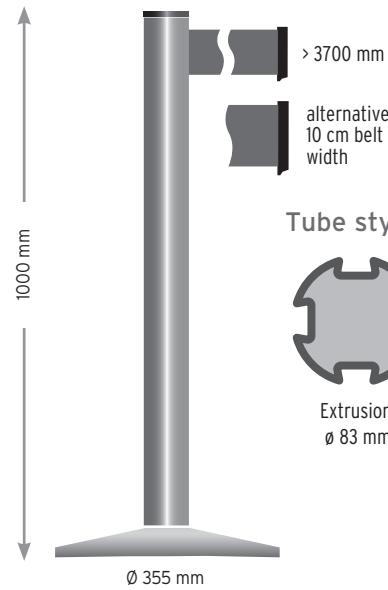
Surface Tube	Ø Base	Overall Weight	Material Base	Material Cover plate	Price
Chrome Polished	125 mm	approx. 3 kg	Stainless steel	-	175,-
Chrome Brushed	125 mm	approx. 3 kg	Stainless steel	-	175,-
Black/Anthracite	125 mm	approx. 3 kg	Stainless steel	-	168,-
Blue/Red/White	125 mm	approx. 3 kg	Stainless steel	-	168,-

BELT COLOURS



EXTEND >> ALUMINIUM EXTRUSION WITH 3.70 m / 3.00 m BELT


Optional Accessories:



Belt Length	3.70 m / 3.00 m
Belt Width	5 cm / 10 cm
Material Tube	Aluminium
4-Way Belt Connection	Yes (p.4)
Outdoor Usage	Yes

Belt Imprint	p. 5
Options Belt-End	p. 21
Beltloc	p. 21
Signage	p. 20

Tube style:



Extrusion:
ø 83 mm

Surfaces:



>> MOBILE

Surface Tube	ø Base	Overall Weight	Material Base	Material Cover plate	Price Belt 5 cm	Price Belt 10 cm	Price 5 cm with Plastic Cap	Price 10 cm with Plastic Cap
Chrome Polished	355 mm	approx. 13 kg	Cast iron (rubberised)	Stainless steel	231,-	262,-	217,-	248,-
Chrome Brushed	355 mm	approx. 13 kg	Cast iron (rubberised)	Stainless steel	231,-	262,-	217,-	248,-
Black/Anthracite	355 mm	approx. 13 kg	Cast iron (rubberised)	Steel	224,-	255,-	210,-	241,-
Blue/Red/White	355 mm	approx. 13 kg	Cast iron (rubberised)	Steel	224,-	255,-	210,-	241,-

>> MAGNETIC

Surface Tube	ø Base	Overall Weight	Material Base	Material Cover plate	Price Belt 5 cm Belt Length 3.7 m	Price Belt 10 cm Belt Length 3.0 m
Chrome Polished	195 mm	approx. 6 kg	Galvanized steel	Stainless steel	277,-	308,-
Chrome Brushed	195 mm	approx. 6 kg	Galvanized steel	Stainless steel	277,-	308,-
Black/Anthracite	195 mm	approx. 6 kg	Galvanized steel	Stainless steel	270,-	301,-
Blue/Red/White	195 mm	approx. 6 kg	Galvanized steel	Stainless steel	270,-	301,-

>> PERMANENTLY MOUNTED

Surface Tube	ø Base	Overall Weight	Material Base	Material Cover plate	Price Belt 5 cm Belt Length 3.7 m	Price Belt 10 cm Belt Length 3.0 m
Chrome Polished	149 mm	approx. 4 kg	Aluminium	-	224,-	255,-
Chrome Brushed	149 mm	approx. 4 kg	Aluminium	-	224,-	255,-
Black/Anthracite	149 mm	approx. 4 kg	Aluminium	-	217,-	247,-
Blue/Red/White	149 mm	approx. 4 kg	Aluminium	-	217,-	247,-

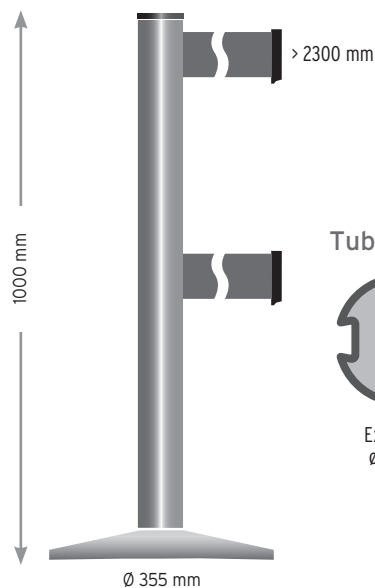
>> REMOVABLE

Surface Tube	ø Base	Overall Weight	Material Base	Material Cover plate	Price Belt 5 cm Belt Length 3.7 m	Price Belt 10 cm Belt Length 3.0 m
Chrome Polished	125 mm	approx. 4 kg	Stainless steel	-	228,-	259,-
Chrome Brushed	125 mm	approx. 4 kg	Stainless steel	-	228,-	259,-
Black/Anthracite	125 mm	approx. 4 kg	Stainless steel	-	221,-	251,-
Blue/Red/White	125 mm	approx. 4 kg	Stainless steel	-	221,-	251,-

BELT COLOURS



CLASSIC DOUBLE >> ALUMINIUM EXTRUSION WITH 2 X 2.30 m BELT




Belt Length	2 x 2.30 m
Belt Width	5 cm
Material Tube	Aluminium
4-Way Belt Connection	Yes (p.4)
Outdoor Usage	Yes

Optional Accessories:

Belt Imprint	p. 5
Options Belt-End	p. 21
Beltloc	p. 21
Signage	p. 20

Tube style: Surfaces:



Extrusion:
Ø 70 mm



>> MOBILE



Surface Tube	Ø Base	Overall Weight	Material Base	Material Cover plate	Price	Price With Plastic Cap
Chrome Polished	355 mm	approx. 12 kg	Cast iron (rubberised)	Stainless steel	233,-	219,-
Chrome Brushed	355 mm	approx. 12 kg	Cast iron (rubberised)	Stainless steel	233,-	219,-
Black/Anthracite	355 mm	approx. 12 kg	Cast iron (rubberised)	Steel	226,-	212,-
Blue/Red/White	355 mm	approx. 12 kg	Cast iron (rubberised)	Steel	226,-	212,-

>> MAGNETIC



Surface Tube	Ø Base	Overall Weight	Material Base	Material Cover plate	Price
Chrome Polished	195 mm	approx. 5 kg	Galvanised steel	Stainless steel	279,-
Chrome Brushed	195 mm	approx. 5 kg	Galvanised steel	Stainless steel	279,-
Black/Anthracite	195 mm	approx. 5 kg	Galvanised steel	Stainless steel	272,-
Blue/Red/White	195 mm	approx. 5 kg	Galvanised steel	Stainless steel	272,-

>> PERMANENTLY MOUNTED




Surface Tube	Ø Base	Overall Weight	Material Base	Material Cover plate	Price
Chrome Polished	149 mm	approx. 3 kg	Aluminium	-	225,-
Chrome Brushed	149 mm	approx. 3 kg	Aluminium	-	225,-
Black/Anthracite	149 mm	approx. 3 kg	Aluminium	-	218,-
Blue/Red/White	149 mm	approx. 3 kg	Aluminium	-	218,-

>> REMOVABLE

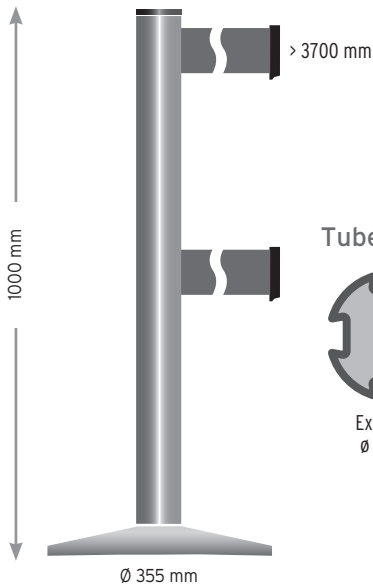


Surface Tube	Ø Base	Overall Weight	Material Base	Material Cover plate	Price
Chrome Polished	125 mm	approx. 3 kg	Stainless steel	-	229,-
Chrome Brushed	125 mm	approx. 3 kg	Stainless steel	-	229,-
Black/Anthracite	125 mm	approx. 3 kg	Stainless steel	-	222,-
Blue/Red/White	125 mm	approx. 3 kg	Stainless steel	-	222,-

BELT COLOURS



EXTEND DOUBLE >> ALUMINIUM EXTRUSION WITH 2 X 3.70 m BELT




Belt Length	2 x 3.70 m
Belt Width	5 cm
Material Tube	Aluminium
4-Way Belt Connection	Yes (p.4)
Outdoor Usage	Yes

Optional Accessories:

Belt Imprint	p. 5
Options Belt-End	p. 21
Beltloc	p. 21
Signage	p. 20

Tube style: Surfaces:



>> MOBILE



Surface Tube	Ø Base	Overall Weight	Material Base	Material Cover plate	Price	Price With Plastic Cap
Chrome Polished	355 mm	approx. 13 kg	Cast iron (rubberised)	Stainless steel	278,-	264,-
Chrome Brushed	355 mm	approx. 13 kg	Cast iron (rubberised)	Stainless steel	278,-	264,-
Black/Anthracite	355 mm	approx. 13 kg	Cast iron (rubberised)	Steel	271,-	257,-
Blue/Red/White	355 mm	approx. 13 kg	Cast iron (rubberised)	Steel	271,-	257,-

>> MAGNETIC



Surface Tube	Ø Base	Overall Weight	Material Base	Material Cover plate	Price
Chrome Polished	195 mm	approx. 6 kg	Galvanised steel	Stainless steel	324,-
Chrome Brushed	195 mm	approx. 6 kg	Galvanised steel	Stainless steel	324,-
Black/Anthracite	195 mm	approx. 6 kg	Galvanised steel	Stainless steel	317,-
Blue/Red/White	195 mm	approx. 6 kg	Galvanised steel	Stainless steel	317,-

>> PERMANENTLY MOUNTED



Surface Tube	Ø Base	Overall Weight	Material Base	Material Cover plate	Price
Chrome Polished	149 mm	approx. 4 kg	Aluminium	-	271,-
Chrome Brushed	149 mm	approx. 4 kg	Aluminium	-	271,-
Black/Anthracite	149 mm	approx. 4 kg	Aluminium	-	264,-
Blue/Red/White	149 mm	approx. 4 kg	Aluminium	-	264,-

>> REMOVABLE




Surface Tube	Ø Base	Overall Weight	Material Base	Material Cover plate	Price
Chrome Polished	125 mm	approx. 4 kg	Stainless steel	-	275,-
Chrome Brushed	125 mm	approx. 4 kg	Stainless steel	-	275,-
Black/Anthracite	125 mm	approx. 4 kg	Stainless steel	-	268,-
Blue/Red/White	125 mm	approx. 4 kg	Stainless steel	-	268,-

BELT COLOURS



MODERN >> ROUND TUBE WITH 2.30 m BELT


Optional Accessories:



Belt Length	2.30 m
Belt Width	5 cm
Material Tube	Steel, Stainless Steel, Brass
4-Way Belt Connection	Yes (p.4)
Outdoor Usage	No

Belt Imprint	p. 5
Options Belt-End	p. 21
Beltloc	p. 21
Signage	p. 20
Mobile base rollable	p. 20

Tube style:



Round tube:
ø 70 mm

Surfaces:



>> MOBILE



Surface Tube	Ø Base	Overall Weight	Material Base	Material Cover plate	Price
Black	355 mm	approx. 12 kg	Cast iron (rubberised)	Steel	179,-
Stainless Steel Polished /Brushed	355 mm	approx. 12 kg	Cast iron (rubberised)	Stainless steel	211,-
Brass	355 mm	approx. 12 kg	Cast iron (rubberised)	Brass	248,-
Chrome Polished	355 mm	approx. 12 kg	Cast iron (rubberised)	Stainless Steel	186,-

>> MAGNETIC



Surface Tube	Ø Base	Overall Weight	Material Base	Material Cover plate	Price
Black	195 mm	approx. 5 kg	Galvanised steel	Stainless steel	226,-
Stainless Steel Polished	195 mm	approx. 5 kg	Galvanised steel	Stainless steel	258,-
Stainless Steel Brushed	195 mm	approx. 5 kg	Galvanised steel	Stainless steel	258,-

>> PERMANENTLY MOUNTED




Surface Tube	Ø Base	Overall Weight	Material Base	Material Cover plate	Price
Black	149 mm	approx. 3 kg	Aluminium	-	172,-
Stainless Steel Polished	149 mm	approx. 3 kg	Aluminium	-	204,-
Stainless Steel Brushed	149 mm	approx. 3 kg	Aluminium	-	204,-

>> REMOVABLE

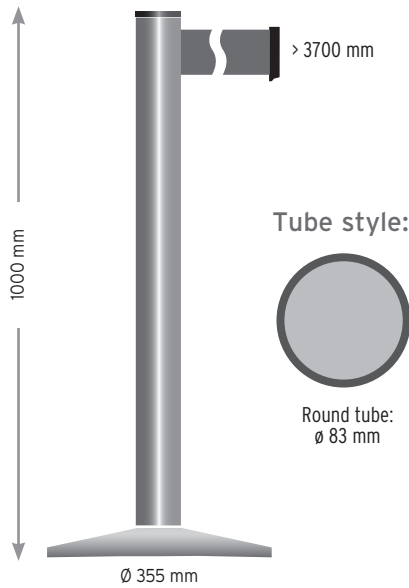


Surface Tube	Ø Base	Overall Weight	Material Base	Material Cover plate	Price
Black	125 mm	approx. 3 kg	Stainless steel	-	176,-
Stainless Steel Polished	125 mm	approx. 3 kg	Stainless steel	-	208,-
Stainless Steel Brushed	125 mm	approx. 3 kg	Stainless steel	-	208,-

BELT COLOURS



INFINITY >> ROUND TUBE WITH 3.70 m BELT




Belt Length	3.70 m
Belt Width	5 cm
Material Tube	Stainless Steel
4-Way Belt Connection	Yes (p.4)
Outdoor Usage	No

Optional Accessories:

Belt Imprint	p. 5
Options Belt-End	p. 21
Beltloc	p. 21
Signage	p. 20

Tube style:



Surfaces:



>> MOBILE



Surface Tube	Ø Base	Overall Weight	Material Base	Material Cover plate	Price
Stainless Steel Polished	355 mm	approx. 13 kg	Cast iron (rubberised)	Stainless steel	310,-
Stainless Steel Brushed	355 mm	approx. 13 kg	Cast iron (rubberised)	Stainless steel	310,-

>> MAGNETIC



Surface Tube	Ø Base	Overall Weight	Material Base	Material Cover plate	Price
Stainless Steel Polished	195 mm	approx. 6 kg	Galvanised iron	Stainless steel	356,-
Stainless Steel Brushed	195 mm	approx. 6 kg	Galvanised iron	Stainless steel	356,-

>> PERMANENTLY MOUNTED




Surface Tube	Ø Base	Overall Weight	Material Base	Material Cover plate	Price
Stainless Steel Polished	149 mm	approx. 4 kg	Aluminium	-	303,-
Stainless Steel Brushed	149 mm	approx. 4 kg	Aluminium	-	303,-

>> REMOVABLE

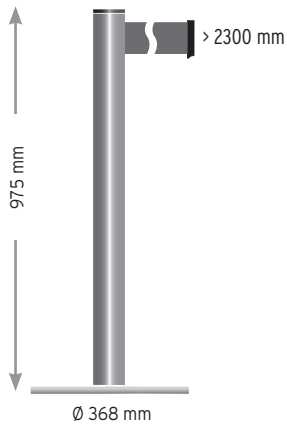


Surface Tube	Ø Base	Overall Weight	Material Base	Material Cover plate	Price
Stainless Steel Polished	125 mm	approx. 4 kg	Stainless steel	-	307,-
Stainless Steel Brushed	125 mm	approx. 4 kg	Stainless steel	-	307,-


BELT COLOURS



ACCENT >> ROUND TUBE, FLAT BASE WITH 2.30 m BELT



Tube style:



Round tube:
ø 70 mm

Surfaces:



Belt Length	2.30 m
Belt Width	5 cm
Material Tube	Stainless Steel
4-Way Belt Connection	Yes (p.4)
Outdoor Usage	No

Optional Accessories:

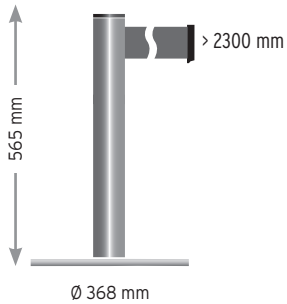
Belt Imprint	p. 5
Options Belt-End	p. 21
Beltloc	p. 21
Signage	p. 20

>> MOBILE




Surface Tube	Ø Base	Gewicht gesamt	Material Base	Material Cover plate	Price
Stainless Steel Polished	368 mm	approx. 9.6 kg	Cast iron (rubberised)	Stainless Steel	178,-
Stainless Steel Brushed	368 mm	approx. 9.6 kg	Cast iron (rubberised)	Stainless Steel	178,-

EXPO >> SHORT ROUND TUBE, FLAT BASE WITH 2.30 m BELT



Tube style:



Round tube:
ø 70 mm

Surfaces:



Belt Length	2.30 m
Belt Width	5 cm
Material Tube	Stainless Steel
4-Way Belt Connection	Yes (p.4)
Outdoor Usage	No

Optional Accessories:


Belt Imprint	p. 5
Options Belt-End	p. 21
Beltloc	p. 21
Signage	p. 20

>> MOBILE

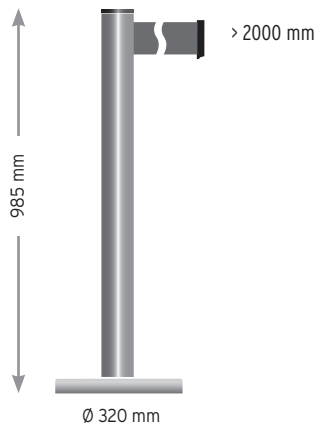


Surface Tube	Ø Base	Gewicht gesamt	Material Base	Material Cover plate	Price
Stainless Steel Polished	368 mm	approx. 9.2 kg	Cast iron (rubberised)	Stainless Steel	156,-
Stainless Steel Brushed	368 mm	approx. 9.2 kg	Cast iron (rubberised)	Stainless Steel	156,-


BELT COLOURS



PURE >> ROUND TUBE WITH 2.00 m BELT



Tube style:



Round tube:
Ø 70 mm

Surfaces:



Black

Silver

Belt Length	2.00 m
Belt Width	5 cm
Material Tube	Steel
4-Way Belt Connection	Yes (p.4)
Outdoor Usage	No

Optional Accessories:

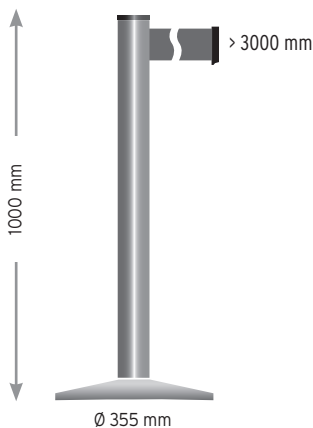
Options Belt-End	p. 21
Beltloc	p. 21
Signage	p. 20

>> MOBILE




Surface Tube	Ø Base	Overall Weight	Material Base	Material Cover plate	Price
Black	320 mm	approx. 11 kg	Cast iron (rubberised)	-	105,-
Silver	320 mm	approx. 11 kg	Cast iron (rubberised)	-	105,-

ROUTE >> EXTRUSION WITH 3.00 m BELT



Tube style:



Extrusion:
Ø 83 mm

Surfaces:



Black

Belt Length	3.00 m
Belt Width	5 cm
Material Tube	Plastic
4-Way Belt Connection	Yes (p.4)
Outdoor Usage	Yes

Optional Accessories:


Options Belt-End	p. 21
Beltloc	p. 21
Signage	p. 20

>> MOBILE



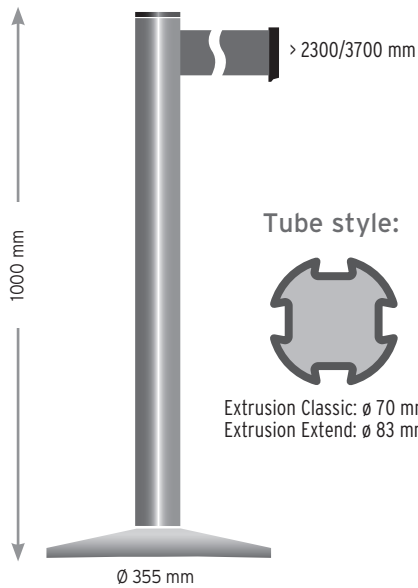
Surface Tube	Ø Base	Overall Weight	Material Base	Material Cover plate	Price
Black	355 mm	approx. 11 kg	Cast iron (rubberised)	Plastic	107,-

BELT COLOURS



SAFETY/SAFETY DOUBLE >> EXTRUSION WITH 2.30 / 3.70 m BELT

Optional Accessories:



Tube style:




Extrusion Classic: ø 70 mm
Extrusion Extend: ø 83 mm

Belt Length	2.30 / 3.70 m
Belt Length Safety Double	2 x 2.30 / 2 x 3.70 m
Belt Width	5 cm
Material Tube	Aluminium
4-Way Belt Connection	Yes (p.4)
Outdoor Usage	Yes

Options Belt-End	p. 21
Beltloc	p. 21
Signage	p. 20

Surfaces:



>> MOBILE

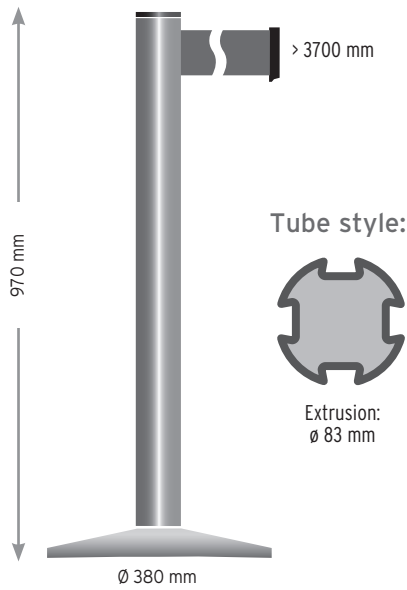


Surface Tube	Belt Colour	Ø Base	Overall Weight	Material Base	Material Cover plate	Price 2,30 m	Price 3,70 m
Red - Safety	Red/White	355 mm	approx. 12 kg	Cast iron (rubberised)	Plastic	143,-	195,-
Red - Safety Double	Red/White	355 mm	approx. 12 kg	Cast iron (rubberised)	Plastic	201,-	248,-
Yellow - Safety	Yellow/Black	355 mm	approx. 12 kg	Cast iron (rubberised)	Plastic	143,-	195,-
Yellow - Safety Double	Yellow/Black	355 mm	approx. 12 kg	Cast iron (rubberised)	Plastic	201,-	248,-

BELT COLOURS



OUTDOOR >> EXTRUSION WITH 3.70 m BELT

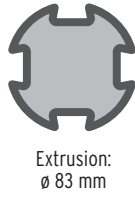


Belt Length	3.70 m
Belt Width	5 cm
Material Tube	Plastic
4-Way Belt Connection	Yes (p.4)
Outdoor Usage	Yes

Optional Accessories:

Belt imprint	p. 5
Options Belt-End	p. 21
Beltloc	p. 21
Signage	p. 20

Tube style:




Surfaces:



Alternative:
Solid rubber base

>> MOBILE

	Surface Tube	Ø Base	Overall Weight	Material Base	Material Cover plate	Preis
	Black / Red / Yellow	380 mm	approx. 9.5 kg	Fillable Plastic	-	99,-
	Black / Red / Yellow	400 mm	approx. 8.5 kg	Solid rubber	-	99,-

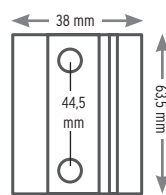
BELT COLOURS



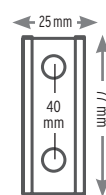
WALL MOUNT M/L/L(X) >> THE WALL MOUNT SOLUTION



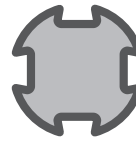
Backplate:



Wall Receptacle:



Tube Style/ Measures:



Extrusion
M: ø 70 mm
L: ø 83 mm

Housing colour	Black, Chrome Brush., Chrome Polish.
Material	Aluminium
Fixation	Permanently mount., Magnetic, Adhesive
Outdoor Usage	Yes

Optional Accessories

Belt imprint	p. 5
Belt End	p. 21
Wall Receptacle	p. 21

>> PERMANENTLY MOUNTED

Type	Belt Length	Belt Width	Price
Wall Mount M	2.30 m	5 cm	80,-
Wall Mount L	3.70 m	5 cm	107,-
Wall Mount L(X)	3.00 m	10 cm	139,-

>> MAGNETIC FIXATION


Type	Belt Length	Belt Width	Price
Wall Mount M	2.30 m	5 cm	89,-
Wall Mount L	3.70 m	5 cm	116,-
Wall Mount L(X)*	3.00 m	10 cm	148,-

* without magnetic belt end

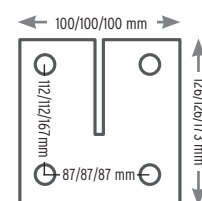
>> ADHESIVE FIXATION

Type	Belt Length	Belt Width	Price
Wall Mount M	2.30 m	5 cm	89,-
Wall Mount L	3.70 m	5 cm	116,-
Wall Mount L(X)	3.00 m	10 cm	148,-

Recessed Wall Mount M/L



Backplate:



>> RECESSED UNIT

Variante	Belt Length	Belt Width	Price
Wall Mount M	2.30 m	5 cm	93,-
Wall Mount L	3.70 m	5 cm	119,-

WALL MOUNT SAFETY >> THE WALL MOUNT SOLUTION MADE OF PLASTIC



Housing colour	Black, Yellow, Red
Material	Plastic
Fixation	Permanently mounted
Outdoor Usage	Yes

Optional Accessories:

Belt imprint	p. 5
Belt End	p. 21
Wall Receptacle	p. 21

>> PERMANENTLY MOUNTED

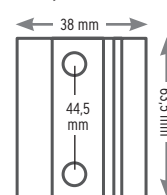
Type	Belt Length	Belt Width	Price
Wall Mount Safety	3.00 m	5 cm	82,-

Tube style:

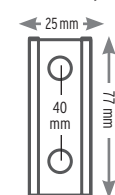


Extrusion
ø 83 mm

Backplate:



Wall Receptacle:



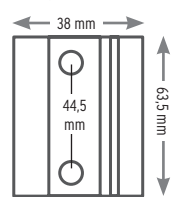
BELT COLOURS



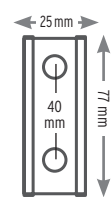
WALL MOUNT DOUBLE M/L >> THE WALL SOLUTION WITH 2 x 2.30 m / 2 x 3.70 m BELT




Backplate:



Wall Receptacle:



Tube Style/
Measures:



Extrusion
M: ø 70 mm
L: ø 83 mm

Housing colour	Black, Chrome Brush., Chrome Polish.
Material	Aluminium
Fixation	Permanently mount., Magnetic, Adhesive
Outdoor Usage	Yes

Optional Accessories:

Belt imprint	p. 5
Belt End	p. 21
Wall Receptacle	p. 21


>> PERMANENTLY MOUNTED

Type	Belt Length	Belt Width	Price
Double M	2.30 m	5 cm	116,-
Double L	3.70 m	5 cm	144,-

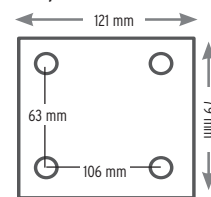
>> MAGNETIC FIXATION

Type	Belt Length	Belt Width	Price
Double M	2.30 m	5 cm	132,-
Double L	3.70 m	5 cm	160,-

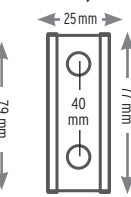
WALL MOUNT XL >> THE WALL MOUNT SOLUTION WITH 5.40 m BELT



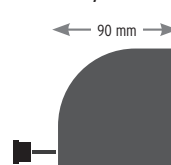
Backplate:



Wall Receptacle:



Tube Style:



Housing colour	Black, Chrome Polished
Material	Aluminium
Fixation	Permanently mount., Magnetic, Adhesive
Outdoor Usage	Yes

Optional Accessories:

Belt imprint	p. 5
Belt End	p. 21
Wall Receptacle	p. 21

>> PERMANENTLY MOUNTED

Type	Belt Length	Belt Width	Price
Wall Mount XL	5.4 m	5 cm	173,-


>> MAGNETIC FIXATION

Type	Belt Length	Belt Width	Price
Wall Mount XL	5.4 m	5 cm	192,-

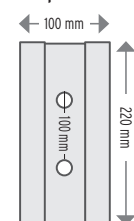
>> ADHESIVE FIXATION

Type	Belt Length	Belt Width	Price
Wall Mount XL	5.4 m	5 cm	190,-

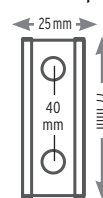
WALL MOUNT XXL/XXXL >> WALL MOUNT SOLUTION WITH 12 m / 22 m BELT



Backplate:



Wall Receptacle:



Tube Style:



Round tube:
ø 170 mm

Housing colour	Black, Chrome Brushed
Material	Aluminium
Fixation	Permanently mount., Magnetic,
Belt Colour	Neon Yellow, Red/White, Black/Yellow, Black
Outdoor Usage	Yes

Optional Accessories:

Belt imprint	p. 5
Belt End	p. 21
Wall Receptacle	p. 21

>> PERMANENTLY MOUNTED

Type	Belt Length	Belt Width	Price
Wall Mount XXL	12 m	5 cm	242,-
Wall Mount XXXL	22 m	5 cm	299,-

>> MAGNETIC FIXATION

Type	Belt Length	Belt Width	Price
Wall Mount XXL	12 m	5 cm	299,-
Wall Mount XXXL	22 m	5 cm	355,-

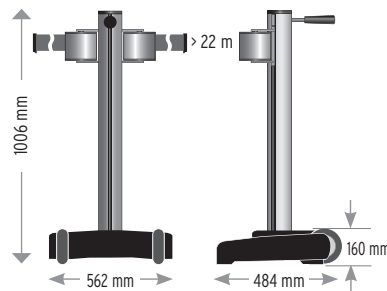
BELT COLOURS




STORETRAC DOUBLE >> BARRIER SYSTEM WITH 22 m BELT



Measures:



Tube style:



Extrusion:
Ø 149 mm

Belt Length	1 x 22 m / 2 x 22 m
Belt Width	5 cm
Housing Colour	Black
Belt Colour	Neon Yellow, Red/White, Black/Yellow, Black
Material	Aluminium
Outdoor Usage	Yes

Optional Accessories:

Belt imprinting	p. 5
Options Belt-End	p. 21

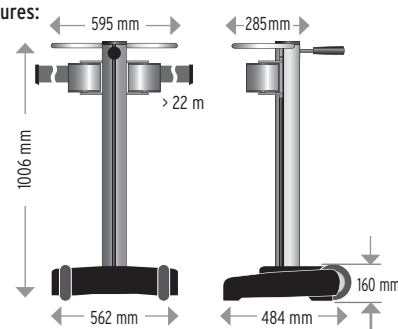
Type	Surface Tube	Base	Overall Weight	Material Base	Material Cover plate	Price
StoreTrac Double 1 x 22 m	Black, Yellow/Black	562 x 484 mm	approx. 51 kg	Plastic	-	851,-*
StoreTrac Double 2 x 22 m	Black, Yellow/Black	562 x 484 mm	approx. 55 kg	Plastic	-	1.150,-*

* Please note these prices will not have the standard sales discount.

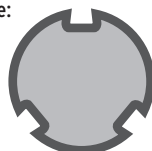
JETTRAC® >> AIRPORT TROLLEY WITH 22 m BELT



Measures:



Tube style:



Profilrohr
Ø: 149 mm

Belt Length	1 x 22 m / 2 x 22 m
Belt Width	5 cm
Housing Colour	Chrome Brushed
Belt Colour	Neon Yellow
Material	Aluminium
Outdoor Usage	Yes

Optional Accessories

Options Belt-End	p. 21
------------------	-------

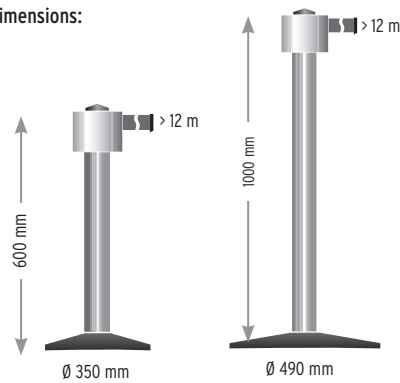
Type	Surface Tube	Base	Overall Weight	Material Base	Material Cover plate	Price
JetTrac 1 x 22 m	Red / Silver	562 x 484 mm	approx. 51 kg	Plastic	-	1.100,-*
JetTrac 2 x 22 m	Red / Silver	562 x 484 mm	approx. 55 kg	Plastic	-	1.450,-*

* Please note these prices will not have the standard sales discount.

STORETRAC MINI/MONO >> FOR INDOOR AND OUTDOOR USAGE WITH 12 m BELT



Dimensions:




Belt Length	12 m
Belt Width	5 cm
Housing Colour	Black, Chrome Brushed
Belt Colour	Neon Yellow, Red/White, Black/Yellow, Black
Material	Aluminium
Outdoor Usage	Yes

Optional Accessories:

Belt imprint	p. 5
--------------	------

Tube style:



Extrusion:
Ø 70 mm

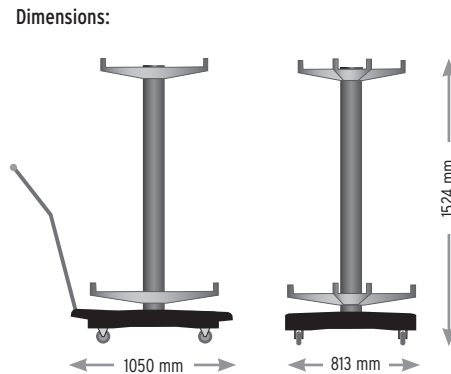
Type	Surface Tube	Base	Overall Weight	Material Base	Material Cover plate	Price
StoreTrac Mini	Aluminium	350 mm	approx. 14 kg	Cast iron (rubberised)	Plastic	265,-*
StoreTrac Mono	Aluminium	490 mm	approx. 22 kg	Cast iron (rubberised)	-	370,-*

* Please note these prices will not have the standard sales discount.

SHUTTLETRAC® >> TRANSPORT AND STORAGE OF MOBILE POSTS



Dimensions:




Length	approx. 1.050 mm
Width	approx. 813 mm
Material	HDPE

Type	Surface Tube	Base	Overall Weight	Material Base	Material Cover plate	Price
ShuttleTrac	Aluminium	1050 x 813 mm	ca. 28,5 kg	HDPE	-	615,-*

* Please note these prices will not have the standard sales discount.

SIGNAGE

>> Aluminium Sign Frames



Available in vertical or horizontal standard format: DIN A4, DIN A3
 Finishes: Chrome Polished, Black, Chrome Brushed, Brass
 8-way swivel is suitable for posts with 2.3 m belt lengths
 Fixed adapter available for posts with 3.7 m belt length

	Price
Format DIN A4	60,-
Format DIN A3	96,-


>> Aluminium Angle Frame



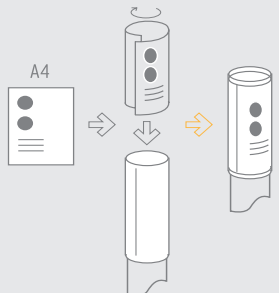
Available in vertical standard format: DIN A4, DIN A3
 Finishes: Silver, Black, White

	Price
Format DIN A4	60,-
Format DIN A3	96,-

>> Tube Display



Accommodates printed media/paper: DIN A4



	Price
Top mounting	85,50

>> Acrylic Bowl



	Price
34 cm diameter	70,-
34 cm diameter with lateral arm fixation	73,-

OPTIONS BELT POST

>> Mobile Base Rollable




The Beltrac Modern with brushed stainless steel and the Beltrac Classic with brushed chrome have an optional mobile base with roll. With this roll the extrusion can be moved easily, without lifting it.

* Surcharge on mobile post price.

	Price
	29,-*

>> Rotating Belt Mechanism



The extrusion with rotating belt mechanism simplifies the effort during a change of the guidance layout. The cap with integrated belt mechanism allows easy changes of direction without moving the entire post.

* Surcharge on post price.


	Price
	57,50*

BELT IMPRINTING

	Belt length 5 cm	Belt length 10 cm
Printing set-up costs	80,-	80,-
Belt imprint meter/piece	7,50	11,50
Belt length 2.3 m (per piece)	17,25	-
Belt length 3.7 m / 3 m (per piece)	27,75	34,50
Belt length 5.4 m (per piece)	40,50	-
Belt length 12 m (per piece)	90,00	-
Belt length 22 m (per piece)	165,00	-

WALL RECEPTACLES / BELT ENDS / BELT LOCK


>> Standard Belt End



The standard belt end is embedded in all Beltrac posts and Wall Mounts without additional costs.

Price	-
--------------	---


>> Safety Belt End



The belt end is designed to automatically open if tension increases (such as flight situations).

Price	16,95
--------------	-------


>> Magnetic Belt End



The magnetic belt-end can be easily applied on metallic surfaces directly or inserted with our wall receptacle (magnetic). If the magnetic belt-end should be connected with an extrusion, it is necessary to order three additional connectors per extrusion for the magnetic belt-end.

Price	22,50
--------------	-------


>> Wall Receptacle



Aluminium belt receiver to be attached (screwable) to the wall or to rail round tubes.

Price	
Fixation with screws	9,50
Adhesive	14,50


>> Wall Receptacle (Breakaway Clip)



A plastic safety clip to be attached to the wall. It is designed to release the belt automatically if tension increases.

Price	18,50
--------------	-------


>> Wall Receptacle (Magnetic)



Aluminium belt receiver is designed to be attached to the wall or to rails. The wall receptacle magnetic allows to receive magnetic belt ends.

Price	19,-
--------------	------


>> Beltloc



Prevents the unauthorized release of the belt. Beltloc is available for all posts. Please indicate the model of choice.

Price	
Belt length 2,3 m	4,55
Belt length 3,7 m	5,70

>> Slot-input (for Magnetic Belt End)



Price	5,45
--------------	------

>> Possible combinations for belt ends

	Standard Belt End	Safety Belt End	Magnetic Belt End
Beltrac belt post	✓	✓	-
Beltrac belt post with receiver magnetic belt end	-	-	✓
Beltrac belt post with Beltloc	✓	-	-
Wall receptacle	✓	✓	-
Wall receptacle (Breakaway Clip)	✓	-	-
Wall receptacle (Magnetic)	-	-	✓

BELT-ENDS FOR 12 m / 22 m BELT SYSTEMS

>> Standard Belt End



The standard belt end is embedded in all Beltrac posts and Wall Mount systems without additional costs.

Price	-
--------------	---


>> Belt Clip



The belt-clip allows the fixation of the belt end on an existing wall fasteners or a post.

Price	12,50
--------------	-------

>> Hook (Standard JetTrac)



The hook can be connected with existing wall fasteners, stairs, railing systems or an additional JetTrac.

Price	29,50
--------------	-------


>> Magnetic Fixation




The magnetic belt end can be mounted directly on metallic/ magnetic surfaces.

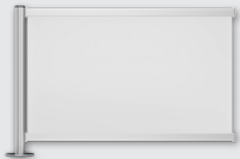


Price	29,50
--------------	-------

NEXTRAC® >> DIVIDING WALL SYSTEMS, DOORS AND ROOM SYSTEMS

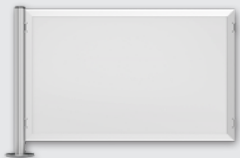

Post with magnet base	Height	Price
	100 cm	180,00
	150 cm	200,00
	200 cm	220,00

Crossbar	Width	Price
	100 cm	33,00
	150 cm	39,50
	200 cm	46,00

>> Element composed of upper and lower crossbar including filling

Basic element	100 cm Height	Price	150 cm Height	Price	200 cm Height	Price	
	ESG glass clear or sated*	Width: 100 cm	351,00	Width: 100 cm	456,50	Width: 100 cm	529,00
		Width: 150 cm	416,50	Width: 150 cm	554,75	Width: 150 cm	653,50
		Width: 200 cm	482,00	Width: 200 cm	653,00	Width: 200 cm	778,00
	Banner printed on both sides*	Width: 100 cm	321,00	Width: 100 cm	411,50	Width: 100 cm	469,00
		Width: 150 cm	371,50	Width: 150 cm	487,25	Width: 150 cm	507,25
		Width: 200 cm	422,00	Width: 200 cm	563,00	Width: 200 cm	658,00
Door	100 cm Height	Price	150 cm Height	Price	200 cm Height	Price	
	ESG glass clear or sated*	Width: 100 cm	711,00	Width: 100 cm	856,50	Width: 100 cm	969,00
		Width: 150 cm	776,50	Width: 150 cm	954,75	Width: 150 cm	1.093,50
		Width: 200 cm	842,00	Width: 200 cm	1.053,00	Width: 200 cm	1.218,00
	Banner printed on both sides*	Width: 100 cm	681,00	Width: 100 cm	811,50	Width: 100 cm	909,00
		Width: 150 cm	731,50	Width: 150 cm	887,25	Width: 150 cm	947,25
		Width: 200 cm	782,00	Width: 200 cm	963,00	Width: 200 cm	1.098,00
Double door	100 cm Height	Price	150 cm Height	Price	200 cm Height	Price	
	ESG glass clear or sated*	Width: 100 cm	905,00	Width: 100 cm	1.077,50	Width: 100 cm	1.210,00
		Width: 150 cm	983,50	Width: 150 cm	1.195,25	Width: 150 cm	1.354,00
		Width: 200 cm	1.062,00	Width: 200 cm	1.313,00	Width: 200 cm	1.498,00
	Banner printed on both sides*	Width: 100 cm	875,00	Width: 100 cm	1.032,50	Width: 100 cm	1.150,00
		Width: 150 cm	938,50	Width: 150 cm	1.127,75	Width: 150 cm	1.264,00
		Width: 200 cm	1.002,00	Width: 200 cm	1.223,00	Width: 200 cm	1.378,00

>> Element composed of aluminium frame including filling


Basic element	100 cm Height	Price	150 cm Height	Price	200 cm Height	Price	
	ESG glass clear or sated*	Width: 100 cm	506,00	Width: 100 cm	689,00	Width: 100 cm	839,00
		Width: 150 cm	571,50	Width: 150 cm	787,25	Width: 150 cm	963,50
		Width: 200 cm	637,00	Width: 200 cm	885,50	Width: 200 cm	1.088,00
Door	100 cm Height	Price	150 cm Height	Price	200 cm Height	Price	
	ESG glass clear or sated*	Width: 100 cm	1.046,00	Width: 100 cm	1.289,00	Width: 100 cm	1.499,00
		Width: 150 cm	1.111,50	Width: 150 cm	1.354,75	Width: 150 cm	1.623,50
		Width: 200 cm	1.177,00	Width: 200 cm	1.485,50	Width: 200 cm	1.748,00
Double door	100 cm Height	Price	150 cm Height	Price	200 cm Height	Price	
	ESG glass clear or sated*	Width: 100 cm	1.215,00	Width: 100 cm	1.542,50	Width: 100 cm	1.830,00
		Width: 150 cm	1.293,50	Width: 150 cm	1.660,25	Width: 150 cm	1.974,00
		Width: 200 cm	1.312,00	Width: 200 cm	1.778,00	Width: 200 cm	2.118,00

Prices are based on purchase of 10 elements. We will be happy to submit a project-based offer to you. The prices for NeXtrac are not subject to our standard discounts.

* Other optional fillings: laminated safety glass, polycarbonate, bullet proof material, aluminum composite, etc.

NEXTRAC® >> DIVIDING WALL SYSTEMS, DOORS AND ROOM SYSTEMS


>> Swing door



The mechanical and self-closing swing door can easily be attached to the grooves of the belt posts Classic and Extend. The door allows an opening of 90° in every direction. The product can be made as a one swing or double swing door. The maximum passage width is 1100 mm for the one swing door and 2100 mm for the double swing door.

	Price
Door with hinge and polycarbonate panels 750 x 305 mm	210,00
Door with hinge and polycarbonate panels 850 x 305 mm	225,00
Door with hinge and polycarbonate panels 1100 x 305 mm	240,00


>> SmartGate



The SmartGate can be flexibly integrated in the queuing systems in order to adjust the layout according to the filling level by either pushing the button or through optional automated sensors (shortened or extended queues).

	Price
SmartGate with polycarbonate panels 900 x 725 mm	2.650,00
SmartGate with polycarbonate panels 1200 x 725 mm	2.750,00

>> Adhesive label, round, 270 mm/400 mm



Suitable for labelling of swing doors, SmartGate and NeXtrac elements.

	Price
Ø 270 mm	19,50
Ø 400 mm	22,50

>> Transparent double-sided adhesive foil

The floor plate is labelled with a double-sided 3M adhesive foil, so it is not necessary to bolt it to the floor.

The transparent foil is suitable for flat surfaces and can be easily removed residue-free.

	Price
Transparent	22,50


>> Black double-sided adhesive foil

The floor plate is labelled with a double-sided 3M adhesive foil, so it is not necessary to bolt it to the floor.

It can compensate light surface structures and unevenness. Removable only with higher effort.

	Price
Black	24,50


>> Floor plate 1,5 mm



The stainless steel floor plate serves for fixing the magnet post to the floor. The lateral pressing force for 1 m height is 13 KG.

	Price
1,5 mm	16,50


>> Floor plate 2,0 mm / 4,0 mm



The stainless steel floor plate serves for fixing the magnet post to the floor. The lateral pressing force for 1 m height is 16,5 kg, respectively 30,0 kg.

	Price
2,0 mm	20,50
4,0 mm	24,50

>> Magnet base and anti-rotation floor plate



The special manufactured floor plate has an anti-rotation protection which allows only one mounting position of the magnet post.

* Surcharge on post price.

	Price
2,0 mm	67,75*

>> Magnetic tape closure for doors

The magnetic tapes are integrated in the locking side of the door and position the doors when closed. The doors can easily be opened in panic situations.

	Price
1,0 m	23,50
1,5 m	28,50
2,0 m	32,50


>> Clamping bracket

The stainless steel clamping bracket keeps the locked doors in a stable position.



	Price
Clamping bracket	145,00

>> Preliminary setup for barrel-lock



The door element is set up for the integration of a barrel-lock according to DIN EN 1303 (Overall length 35/35).

	Price
Preliminary setup for barrel-lock	145,00

>> Profile cylinder


Barrel lock according DIN EN 1303.



	Price
Profile cylinder knob-knob	155,00
Profile cylinder knob-key	58,00
Profile cylinder key-key	45,00

>> Electronic Profile cylinder

Electronic barrel lock with one sided mechanic knob (constant closing) and electronic knob (closing after release through RFID chip).



	Price
Profile cylinder including 3 transponders	567,00
Single price transponder	34,50

>> Electronic Profile cylinder


Electronic barrel lock with one sided mechanic knob (constant closing) and electronic knob (closing after code-entry).



	Price
Profile cylinder knob-electronic knob	245,00

>> For General Terms and Conditions see www.viaguide.com.

LUXOR >> EXEMPLARY AND ELEGANT



Material Tube Brass, Stainless Steel, Wood
Outdoor Usage only Chrome Mobile Post

Rope colours/material p. 25
Signage optional

Optional Accessories:

Surfaces:



>> MOBILE



Surface Tube	Ø Base	Overall Weight	Material Base	Material Cover plate	Price
Chrome Polished	320 mm	approx. 11 kg	Cast iron	Stainless steel	121,-
Chrome Brushed	320 mm	approx. 11 kg	Cast iron	Stainless steel	137,-
Brass	320 mm	approx. 11 kg	Cast iron	Brass	137,-
Chrome/Wood	320 mm	approx. 11 kg	Cast iron	Stainless steel	160,-

>> PERMANENTLY MOUNTED



Surface Tube	Ø Base	Overall Weight	Material Base	Material Cover plate	Price
Chrome Polished	149 mm	approx. 2.5 kg	Aluminium	-	115,-
Chrome Brushed	149 mm	approx. 2.5 kg	Aluminium	-	131,-

>> REMOVABLE



Surface Tube	Ø Base	Overall Weight	Material Base	Material Cover plate	Price
Chrome Polished	125 mm	ca. 2,5 kg	Stainless steel	-	119,-
Chrome Brushed	125 mm	ca. 2,5 kg	Stainless steel	-	135,-

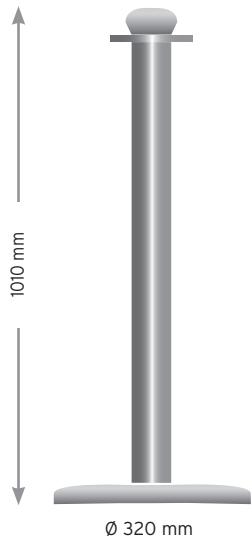
Polypropylene Rope p. 25



Velvet Rope p. 25



CROWN >> TIMELESS ELEGANCE



Material Tube	Brass, Steel, Stainless Steel
Outdoor Usage	No

Optional Accessories:	
Rope colours/material	p. 25
Signage	No

Surfaces:



>> MOBILE



Surface Tube	Ø Base	Overall Weight	Material Base	Material Cover plate	Price
Chrome Polished	320 mm	approx. 11 kg	Cast iron	Stainless steel	137,-
Brass	320 mm	approx. 11 kg	Cast iron	Brass	147,-

>> PERMANENTLY MOUNTED



Surface Tube	Ø Base	Overall Weight	Material Base	Material Cover plate	Price
Chrome Polished	149 mm	approx. 2.5 kg	Aluminium	-	131,-

>> REMOVABLE



Surface Tube	Ø Base	Overall Weight	Material Base	Material Cover plate	Price
Chrome Polished	125 mm	approx. 2.5 kg	Stainless steel	-	134,-


Polypropylene Rope p. 25

Red Green Blue Beige Brown Black Jute-Look

Velvet Rope p. 25

Red Blue Brown Black

STYLE >> CLEAR DESIGN FORM



Material Tube	Brass, Stainless Steel
Outdoor Usage	No

Optional Accessories:

Rope colours/material	p. 25
Signage	Optional

>> MOBILE




Surface Tube	Ø Base	Overall Weight	Material Base	Material Cover plate	Price
Chrome Polished	368 mm	approx. 11 kg	Cast iron (rubberised)	Stainless steel	91,-
Chrome Brushed	368 mm	approx. 11 kg	Cast iron (rubberised)	Stainless steel	91,-
Brass	368 mm	approx. 11 kg	Cast iron (rubberised)	Brass	101,-

Polypropylene Rope p. 25



Velvet Rope p. 25



MUSEUM >> THE EXHIBIT SOLUTION



Material Tube	Stainless Steel
Outdoor Usage	No

Optional Accessories:

Rope colours/material	p. 25
Signage	No

>> MOBILE

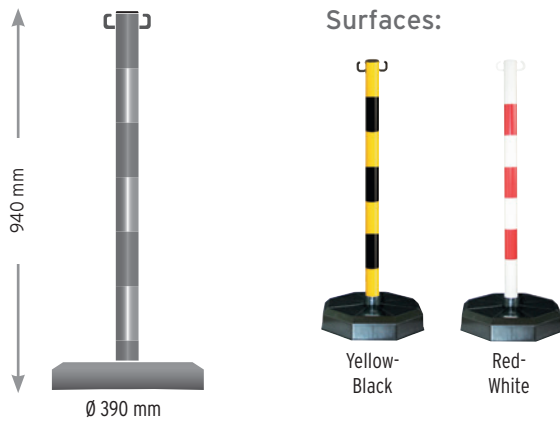


Surface Tube	Ø Base	Overall Weight	Material Base	Material Cover plate	Price
Brushed Stainless Steel	368 mm	approx. 9.5 kg	Cast iron (rubberised)	Stainless steel	152,-
Round Rope End					9,80
Flat Rope End					9,80
Wall Fixation					15,95
Polypropylene Rope/meter					upon request

Polypropylene Rope p. 25



PLASTIC POSTS >> FUNCTIONAL



Material Tube	Plastic
Chain colour	Black/Yellow, Red/White
Outdoor Usage	Yes

>> MOBILE

Surface Tube	Ø Base	Overall Weight	Material Base	Material Cover plate	Price
Yellow-Black	390 mm	approx. 9 kg	Plastic	Plastic	37,-
Red-White	390 mm	approx. 9 kg	Plastic	Plastic	37,-
Plastic chain Yellow-Black, Price/Meter					2,10
Plastic chain Red-White, Price/Meter					2,10

ROPES >> SNAP-ENDS AND WALL RECEPTACLES

>> Polypropylene ropes incl. snap-end

Surface snap-end	Price 1 m	Price 1,5 m	Price 2 m
Chrome Polished	42,85	50,43	58,-
Chrome Brushed	42,85	50,43	58,-
Brass	42,85	50,43	58,-
Stainless Steel Brushed	51,15	58,73	66,30

>> Velvet ropes incl. snap-end

Surface snap-end	Price 1 m	Price 1,5 m	Price 2 m
Chrome Polished	56,70	72,-	85,80
Chrome Brushed	56,70	72,-	85,80
Brass	56,70	72,-	85,80
Stainless Steel Brushed	65,05	79,58	94,10

>> Wall receptacles

Surface Wall Receptacle	Preis
Chrome Polished	9,80
Brass	9,80
Chrome Brushed	9,80

>> Snap-ends

			
Chrome Polished	Brass	Chrome Brushed	Stainless Steel Brushed





VIAGUIDE 

Via Guide GmbH
Rönkhauser Straße 9
D-59757 Arnsberg-Müschede

Phone +49(0)2932 / 477 - 177
Fax +49(0)2932 / 477 - 7177
info@viaguide.de
www.viaguide.com

VIAGUIDE 
Beltrac®
Trademark No. 2,472,720
viaguide.de